



HENNEY PACKARD AMBULANCES FOR 1950

HOSPITALS • INSTITUTIONS • MUNICIPALITIES • MORTUARIES
FLYING FIELDS • INDUSTRIAL PLANTS • VOLUNTARY FIRE DEPT'S




● **Henney-Packard Ambulance interiors represent the ultimate in comfort and convenience.**



● (Left) Roomy interior. Illustrated are: Full size cot, seat backs in lowered position for receiving emergency stretcher, and position of full size medicine and supply cabinet. Note the roomy aisle that provides ample space for attendants to minister to needs of patients.

● (Right) Close-up of newly designed medicine and supply cabinet, finished with selected walnut grained doors and chromeplated top rail. Over the partition window opening will be noted door to ceiling linen cabinet. This new cabinet combines both beauty and convenience.




● (Left) Henney Pinnow Type Chair Seats arranged to produce a lounge type seat, often desirable for the comfort of nurse or attendant on extended ambulance trips. This arrangement is also much appreciated by convalescing patients who do not wish to lie down.



● (Right) Close-up of new medicine and supply cabinet, showing arrangement of doors, ample space for needed supplies and chromeplated top rail. The full length side doors are hinged to permit opening toward center, thus permitting stocking with linens and supplies without having to enter patient's compartment.




● The interior arrangement pictured on this page is that of a Standard Ambulance. Special cabinet arrangements are available to accommodate oxygen equipment and other special equipment and appointments.



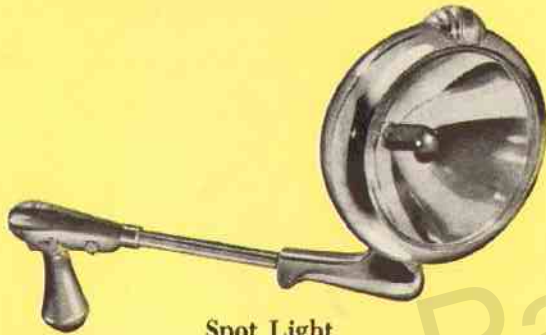
Roof Lights and Siren




Drinking Cup
Dispenser



Wheel Sander



Spot Light



Trouble Light



Light From Mars



Roof Marker Lights



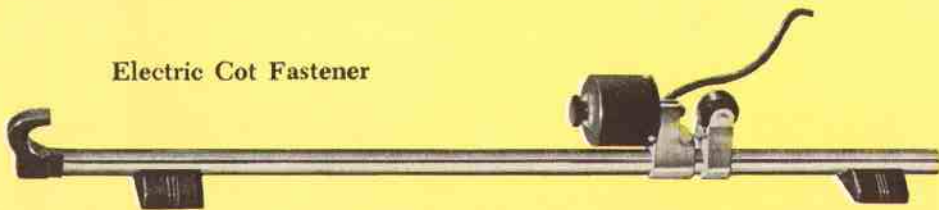
Fire Extinguisher




Rear Step



Back-up Light




Electric Cot Fastener



AMBULANCE ACCESSORIES AVAILABLE *(Not Standard Equipment)*

Specifications:



● Ambulance Operators will find that basic specifications of Henney-Packard Ambulances include in our ambulance everything essential to furnishing a superior type of ambulance service. Experience gained in supplying ambulances for the leading Ambulance Operators in the U. S. A. and to Hospitals, Municipalities, Public Institutions, Industrial Corporations and our Armed Services, has built up a background of experience that can be of great value to every ambulance purchaser.

For information please mail postage paid card herewith.

ENGINE: Packard Custom 8 L-Head type. Bore 3 1/2", stroke 4 3/8", piston displacement 356 cu. in. Brake horsepower is 160 at 3600 RPM. Nine main bearings with area of 86.8 sq. in. 104 lb. crankshaft.

WHEELBASE: 156 inches. Special frame built for use with funeral car and ambulance bodies only. One-piece side rails.

FRONT SUSPENSION: Packard independent suspension of parallelogram type employing heavy coil spring to carry heavier load. Front shock absorbers are double acting, end to end discharge type.

REAR SUSPENSION: Rear springs semi-elliptical type sling under axle. Springs are 54 3/8" long x 2" wide. Ends mounted in live rubber. Rear shock absorbers are Monroe Direct Acting, airplane type. A fifth shock absorber, a roll control bar and lateral stabilizer are all important parts of the rear suspension.

ELECTRICAL SYSTEM: Heavy duty 21 plate battery, 150 amp.-hr. capacity. Autolite starting motor operated by accelerator. Generator Autolite GGJ-4804A, 50 amp.-hr. capacity cutting in at 625 RPM.

TRANSMISSION: Unimesh Selective-silent Synchronized. Overdrive and Electromatic available at extra charge.

BODY: Henney all-steel full sized ambulance body. All body panels including doors and one-piece roof are stamped from heavy deep drawing auto body steel. Body is framed in Henney framing jig insuring proper fit of all panels. Metal panels and framework are painted on the inside surface with primer and are then covered with asphaltum body deadener to prevent rumble.

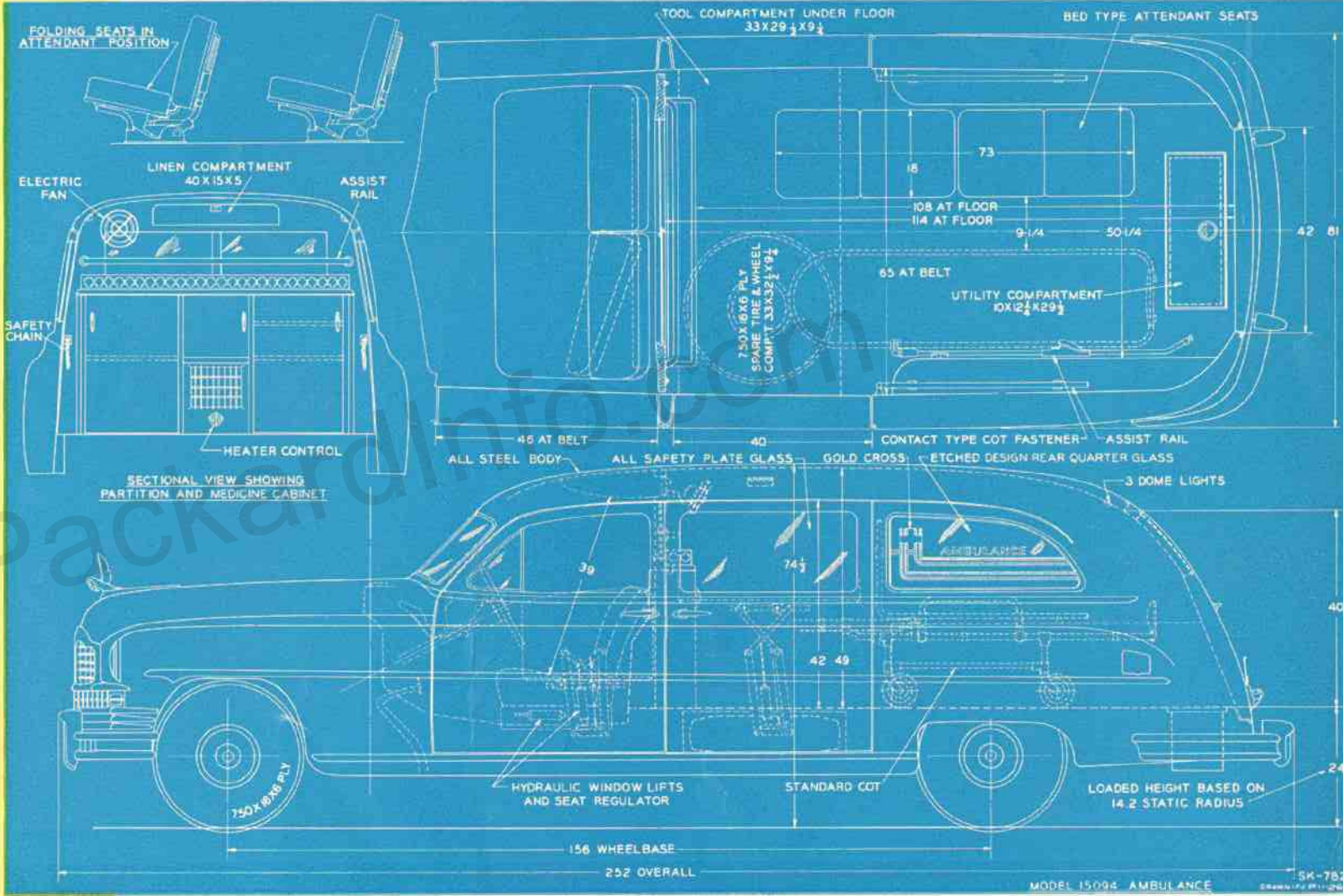
DOORS: All steel full sized doors individually panelled and assembled on steel jigs to insure proper door fits. Regulating glass in front doors and rear side doors hydraulically operated. Rear quarter glasses etched ambulance design and rear door glass set in solid rubber channel. Sliding glass in partition. All glass is Safety Plate.

EQUIPMENT: Patient's compartment has plywood floor covered with linoleum. Polished 20" chair cot with side rails, footrest and kapok mattress. Henney trigger contact type cot fastener. Two Henney patented attendant seats, backs of both seats can be lowered to provide an auxiliary bed 72" long. Medicine cabinet located at front of patient's compartment. Heater for rear compartment located in central panel at bottom of cabinet. Heater switch at heater. Linen compartment at top of partition above partition glass. Safety chains installed at both rear side doors. Grab rails across top of medicine cabinet and in front of and below both rear quarter windows for convenience and safety of both patient and attendants. Electric fan in patient's compartment. Rear reflector installed on rear door inside trim panel.

UPHOLSTERY: Nylon supported vinyl plastic on driver's seat cushion and back with balance of entire car upholstered with heavy napped-back vinyl plastic. Seven beautiful colors to choose from.

PAINTING: Henney special lacquer system. All colors except white, ivory, cream or other requiring special undercoats furnished without extra charge.

MISCELLANEOUS EQUIPMENT: Black lighted instrument panel. Two sun visors in driver's compartment. Dual windshield wipers. Turn indicator with automatic return to neutral after turn is completed. 3 dome lights in rear compartment. Fresh air ventilators in driver's compartment. Tilting No-Glare rear view mirror.



HENNEY MOTOR COMPANY, INC., FREEPORT, ILLINOIS